PC 系列

传动装置**专业制造商**
PROFESSIONAL MANUFACTURER OF TRANSMISSION DEVICE

产品介绍 / PRODUCT INTRODUCTION



PC接口尺寸 / PC CONNECTION SIZE

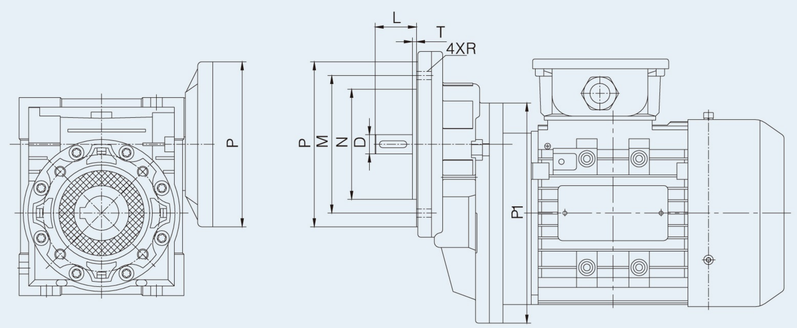

TYPE	D(k6)	N(j6)	M	i	P	P1	R	T	L
PC063	11(14)	70	85	2.93	105	140(63B5)	M6	3	23
PC071	14(19)	80	100	2.94	120	160(71B5)	M6		30
PC080	19(24\28)	110	130	3	160	200(80B5)	M8		40
PC090	24(19\28)	110	130	2.45	160	200(90B5)	M8		50

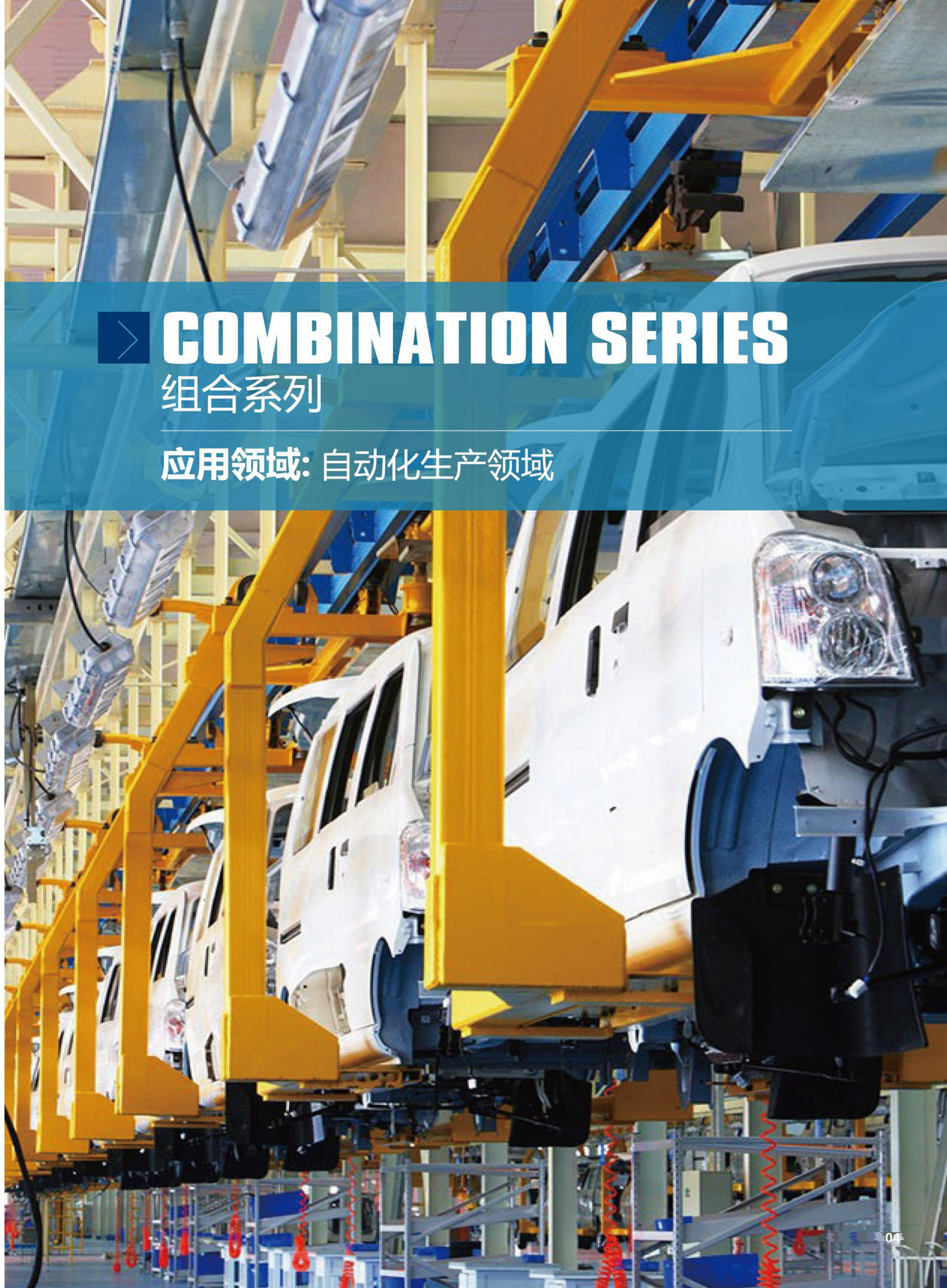

COMBINATION SERIES
组合系列

应用领域: 自动化生产领域

产品概述 / PRODUCTS OVERVIEW

与电机连接COUPLING TO ELECTRIC MOTOR

当PC小齿轮安装在电机轴上时，需要注意下列几点：

a. 彻底清洁好马达驱动轴；
b. 取出马达驱动轴上的平键；
c. 按下图所示，把轴套1套在驱动轴上，为了更容易安装，可以把轴套加热至大约70 - 80℃；
d. 再把新的平键3装在驱动轴键槽上；
e. 参照c的方法，把小齿轮4套在驱动轴上；
f. 放上垫片5拧紧螺栓6；
g. 拿走油封上的橡皮盖，这步骤需要小心因为PC已经加注了润滑油；
h. 装上油封2和其余的马达部件，小心不要弄坏油封；

注意：要达到低噪音和小振动的运行效果，建议选用质量较好的马达。

COUPLING TO ELECTRIC MOTOR

correctly fitting the pinion on the electric motor shaft requires you keep to the following instructions ;
a. Thoroughly clean the electric motor shaft;
b. Remove the motor key from its seat;
c. Fit the bush 1 to the drive shaft as shown in the diagram to make this easier, you can heat the bush to approximately 70/80℃ ;
d. Fit the new key3 provided in place of the one removed beforehand;
e. Fit the pinion 4 taking the same precautions as described in point c;
f. Fit the washer 5 and tighten with the screw6;
g. Remove the rubber cap mounted on the seat of the oil seal, taking care since the prestage unit is already complete with lubricant;
h. Fit the oil seal 2 and then the motor assembly, taking care not to damage the lip of the oil seal.

N.B. For correct operation, with no vibration or noise, it is recommended to use good quality motors

PC
传动装置**专业制造商**
PROFESSIONAL MANUFACTURER OF TRANSMISSION DEVICE
系列

PC结构分解图 / PC STRUCTURE DIAGRAM

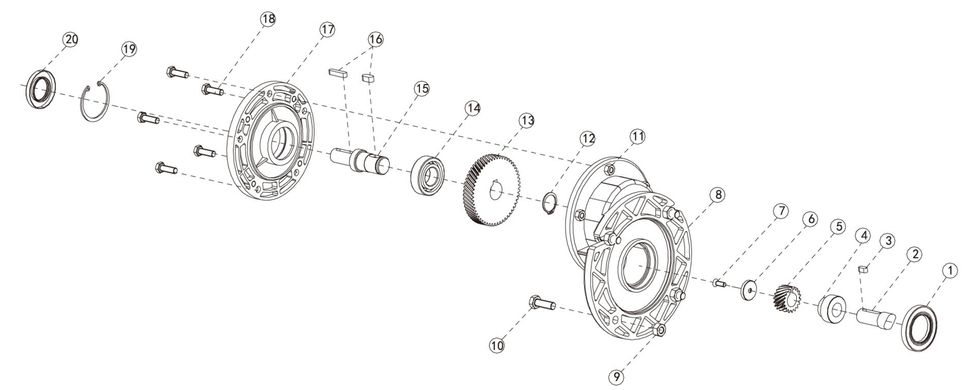

1	油封 (Oilseal)	6	垫片 (Shim)	11	六角螺母 (Hexagon nuts)	16	平键 (Parallelkey)
2	电机轴 (Shaft PAM)	7	螺栓 (Bolt)	12	轴用弹性挡圈 (Circlip for shaft)	17	输出端盖 (Output cover)
3	平键 (Parallelkey)	8	前置齿轮箱体 (Pre-stage unit case)	13	大齿轮 (Gear)	18	螺栓 (Bolt)
4	轴套 (Shaft liner)	9	六角螺母 (Hexagon nuts)	14	轴承 (Bearing)	19	孔用弹性挡圈 (Circlip for hole)
5	小齿轮 (Small pinion)	10	螺栓 (Bolt)	15	输出轴 (Low speed shaft)	20	油封 (Oilseal)

PC+NMRV产品介绍 / DURING INTRODUCTION PC+NMRV





PC+NMRV组合 传动装置专业制造商
PROFESSIONAL MANUFACTURER OF TRANSMISSION DEVICE
系列

PC+NMRV尺寸 / SIZE OF PC+NMRV

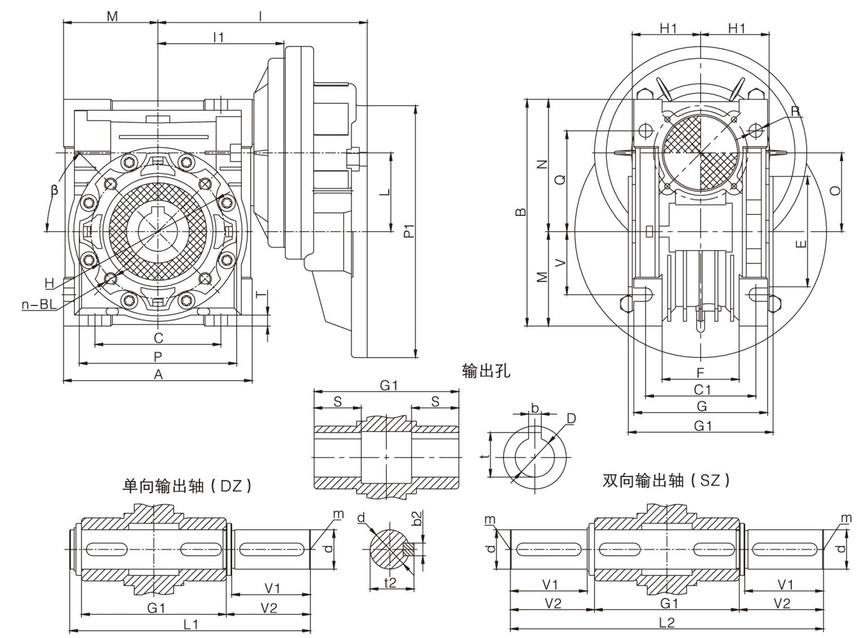

PC-NMRV	A	B	C	C1	D(H7)	E(h8)	F	G	G1	H	H1	I	I1	L	L1	L2	M	N	O	P	P1	Q	R
063-040	100	121.5	70	60	18(19)	60	43	71	78	75	36.5	115	70	40	128	164	50	71.5	40	87	140	55	6.5
063-050	120	144	80	70	25(24)	70	49	85	92	85	43.5	125	80	40	153	199	60	84.0	50	100	140	64	8.5
063-063	144	174	100	85	25(28)	80	67	103	112	95	53.0	140	95	40	173	219	72	102	63	110	140	80	8.5
071-050	120	144	80	70	25(24)	70	49	85	92	85	43.5	133	80	48	153	199	60	84.0	50	100	160	64	8.5
071-063	144	174	100	85	25(28)	80	67	103	112	95	53.0	148	95	48	173	219	72	102	63	110	160	80	8.5
071-075	172	205	120	90	28(35)	95	72	112	120	115	57.0	165.5	112.5	48	192	247	86	119	75	140	160	93	11
071-090	206	238	140	100	35(38)	110	74	130	140	130	67.0	182.5	129.5	48	234	309	103	135	90	160	160	102	13
080-075	172	205	120	90	28(35)	95	72	112	120	115	57.0	182	112.5	62	192	247	86	119	75	140	200	93	11
080-090	206	238	140	100	35(38)	110	74	130	140	130	67.0	199	129.5	62	234	309	103	135	90	160	200	102	13
080(090)-110	255	295	170	115	42	130	/	144	155	165	74.0	229.5	160	62	249	324	127.5	167.5	110	200	200	125	14
080(090)-130	293	335	200	120	45	180	/	155	170	215	81.0	248.5	179	62	265	340	146.5	187.5	130	250	200	140	16

PC-NMRV	S	T	BL	β	b	b2	t	t2	d(h6)	m	V	V1	V2
063-040	26	6.5	M6X8(n=4)	45°	6(6)	6	20.8(21.8)	20.5	18	M6	35	40	43.0
063-050	30	7	M8X10(n=4)	45°	8(8)	8	28.3(27.3)	28.0	25	M10	40	50	53.5
063-063	36	8	M8X14(n=8)	45°	8(8)	8	28.3(31.3)	28.0	25	M10	50	50	53.5
071-050	30	7	M8X10(n=4)	45°	8(8)	8	28.3(27.3)	28.0	25	M10	40	50	53.5
071-063	36	8	M8X14(n=8)	45°	8(8)	8	28.3(31.3)	28.0	25	M10	50	50	53.5
071-075	40	10	M8X14(n=8)	45°	8(10)	8	31.3(38.3)	31.0	28	M10	60	60	63.5
071-090	45	11	M10X18(n=8)	45°	10(10)	10	38.3(41.3)	38.0	35	M12	70	80	84.5
080-075	40	10	M8X14(n=8)	45°	8(10)	8	31.3(38.3)	31.0	28	M10	60	60	63.5
080-090	45	11	M10X18(n=8)	45°	10(10)	10	38.3(41.3)	38.0	35	M12	70	80	84.5
080(090)-110	50	14	M10X18(n=8)	45°	12	12	45.3	48.5	42	M16	85	80	84.5
080(090)-130	60	15	M12X21(n=8)	45°	14	14	48.8	53.5	45	M16	100	80	85.0

RV产品介绍 / RV PRODUCT INTRODUCTION



NMRV 传动装置专业制造商
PROFESSIONAL MANUFACTURER OF TRANSMISSION DEVICE
系列

RV尺寸/ RV SIZE

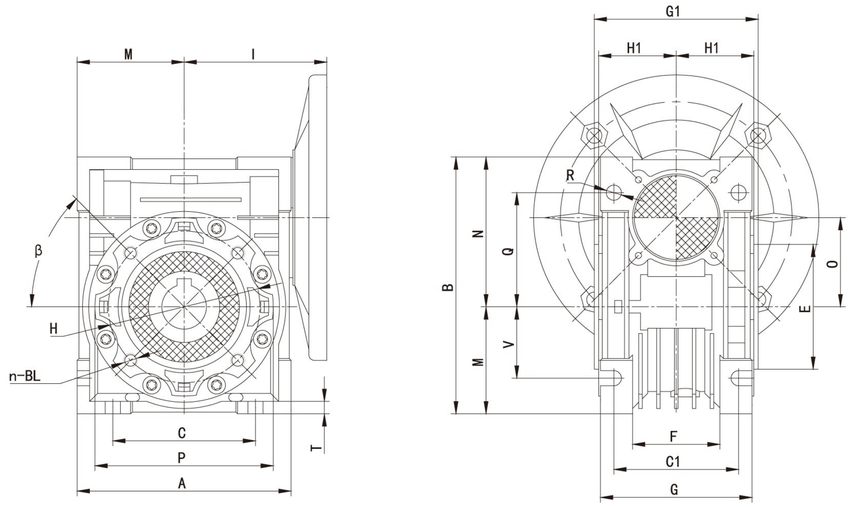

输出孔

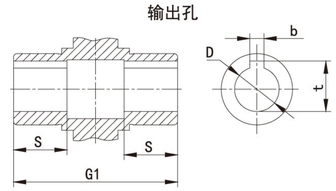

RV	A	B	C	C1	D (H8)	E (h8)	F	G	G1	H	H1	I	M	N	O	P	Q	R	S	T	BL	β	b	t	V
030	80	97	54	44	14	55	32	56	63	65	29	55	40	57	30	75	44	6.5	21	5.5	M6X10 (n=4)	0°	5	16.3	27
040	100	121.5	70	60	18 (19)	60	43	71	78	75	36.5	70	50	71.5	40	87	55	6.5	26	6.5	M6X10 (n=4)	45°	6	20.8 (21.8)	35
050	120	144	80	70	25 (24)	70	49	85	92	85	43.5	80	60	84	50	100	64	8.5	30	7	M8X12 (n=4)	45°	8	28.3 (27.3)	40
063	144	174	100	85	25 (28)	80	67	103	112	95	53	95	72	102	63	110	80	8.5	36	8	M8X12 (n=8)	45°	8	28.3 (31.3)	50
075	172	205	120	90	28 (35)	95	72	112	120	115	57	112.5	86	119	75	140	93	11	40	10	M8X14 (n=8)	45°	8 (10)	31.3 (38.3)	60
090	206	238	140	100	35 (38)	110	74	130	140	130	67	129.5	103	135	90	160	102	13	45	11	M10X16 (n=8)	45°	10	38.3 (41.3)	70
110	255	295	170	115	42	130	–	144	155	165	74	160	127.5	167.5	110	200	125	14	50	14	M10X18 (n=8)	45°	12	45.3	85
130	293	335	200	120	45	180	–	155	170	215	81	179	146.5	187.5	130	250	140	16	60	15	M12X20 (n=8)	45°	14	48.8	100
150	340	400	240	145	50	180	–	185	200	215	96	210	170	230	150	250	180	18	72.5	18	M12X22 (n=8)	45°	14	53.8	120

减速机啮合参数 / MESH DATA

NRV	i	5	7.5	10	15	20	25	30	40	50	60	80	100
025	Z1	6	4	3	2	2	—	1	1	1	1	—	—
	γ	30° 58′	21° 48′	16° 42′	11° 19′	10° 53′	—	5° 43′	5° 29′	4° 34′	3° 23′	—	—
	m	1.25	1.25	1.25	1.25	1	—	1.25	1	0.8	0.65	—	—
	η_d (1400)	0.87	0.85	0.83	0.79	0.75	—	0.67	0.62	0.58	0.55	—	—
	η_s	0.72	0.71	0.68	0.61	0.56	—	0.46	0.41	0.36	0.34	—	—
030	Z1	6	4	3	2	2	1	1	1	1	1	1	—
	γ	29° 03′	20° 19′	15° 31′	10° 29′	5° 42′	6° 10′	5° 17′	2° 52′	3° 26′	2° 52′	1° 58′	—
	m	1.5	1.5	1.5	1.5	1	1.75	1.5	1	0.9	0.75	0.55	—
	η_d (1400)	0.87	0.85	0.82	0.77	0.73	0.68	0.65	0.59	0.55	0.51	0.44	—
	η_s	0.72	0.67	0.63	0.55	0.5	0.43	0.39	0.35	0.31	0.27	0.23	—
040	Z1	6	4	3	2	2	2	1	1	1	1	1	1
	γ	30° 58′	21° 48′	16° 42′	11° 19′	11° 19′	8° 08′	5° 43′	5° 43′	4° 0.5′	2° 52′	2° 52′	2° 29′
	m	2	2	2	2	1.6	1.25	2	1.6	1.25	1	0.8	0.65
	η_d (1400)	0.89	0.87	0.85	0.82	0.78	0.75	0.7	0.65	0.62	0.58	0.52	0.47
	η_s	0.74	0.71	0.67	0.6	0.55	0.51	0.45	0.4	0.36	0.32	0.28	0.24
050	Z1	4	4	3	2	2	2	1	1	1	1	1	1
	γ	23° 49′	21° 48′	16° 42′	11° 19′	11° 19′	9° 05′	5° 43′	5° 43′	4° 21′	2° 52′	2° 52′	2° 17′
	m	3.4	2.5	2.5	2.5	2	1.6	2.5	2	1.6	1.25	1	0.8
	η_d (1400)	0.89	0.88	0.86	0.82	0.79	0.76	0.72	0.67	0.63	0.59	0.53	0.49
	η_s	0.74	0.7	0.66	0.59	0.55	0.51	0.44	0.39	0.35	0.32	0.27	0.23
063	Z1	—	4	3	2	2	2	1	1	1	1	1	1
	γ	—	24° 31′	18° 53′	12° 51′	11° 19′	8° 45′	6° 30′	5° 43′	4° 24′	3° 03′	2° 52′	2° 12′
	m	—	3.25	3.25	3.25	2.5	2	3.25	2.5	2	1.6	1.25	1
	η_d (1400)	—	0.88	0.87	0.83	0.81	0.78	0.74	0.7	0.66	0.62	0.57	0.51
	η_s	—	0.71	0.67	0.6	0.55	0.51	0.45	0.4	0.36	0.33	0.28	0.24
075	Z1	—	4	3	2	2	2	1	1	1	1	1	1
	γ	—	28° 4′	21° 48′	14° 56′	11° 19′	11° 19′	7° 36′	5° 43′	5° 43′	3° 49′	4° 21′	2° 52′
	m	—	4	4	4	3	2.5	4	3	2.5	2	1.6	1.25
	η_d (1400)	—	0.89	0.88	0.85	0.82	0.80	0.76	0.72	0.69	0.65	0.60	0.55
	η_s	—	0.71	0.68	0.61	0.57	0.53	0.46	0.42	0.38	0.35	0.29	0.26
090	Z1	—	4	3	2	2	2	1	1	1	1	1	1
	γ	—	28° 04′	26° 34′	18° 26′	14° 02′	11° 19′	9° 28′	7° 08′	5° 43′	4° 46′	3° 53′	2° 52′
	m	—	4.8	5	5	3.75	3	5	3.75	3	2.5	1.9	1.5
	η_d (1400)	—	0.9	0.89	0.86	0.84	0.82	0.78	0.75	0.72	0.69	0.63	0.59
	η_s	—	0.73	0.7	0.64	0.6	0.56	0.49	0.45	0.41	0.38	0.32	0.28
110	Z1	—	4	3	2	2	2	1	1	1	1	1	1
	γ	—	28° 46′	22° 22′	15° 21′	14° 20′	14° 02′	7° 49′	7° 17′	7° 08′	5° 48′	4° 54′	3° 37′
	m	—	5.9	5.9	5.9	4.6	3.75	5.9	4.6	3.75	3.15	2.4	1.9
	η_d (1400)	—	0.9	0.89	0.86	0.85	0.84	0.79	0.78	0.75	0.72	0.67	0.63
	η_s	—	0.72	0.69	0.63	0.62	0.59	0.48	0.48	0.44	0.41	0.36	0.32
130	Z1	—	4	3	2	2	2	1	1	1	1	1	1
	γ	—	29° 15′	22° 47′	15° 39′	13° 47′	12° 24′	7° 58′	7° 00′	6° 17′	6° 07′	3° 56′	3° 41′
	m	—	7	7	7	5.4	4.4	7	5.4	4.4	3.75	2.75	2.25
	η_d (1400)	—	0.91	0.89	0.87	0.86	0.84	0.8	0.78	0.75	0.72	0.68	0.64
	η_s	—	0.72	0.69	0.63	0.61	0.58	0.49	0.46	0.43	0.39	0.34	0.3
150	Z1	—	6	4	3	2	2	2	1	1	1	1	1
	γ	—	29° 37′	24° 41′	15° 52′	12° 56′	11° 19′	9° 56′	6° 34′	5° 43′	5° 00′	3° 45′	2° 52′
	m	—	5.4	6.16	5.4	6.16	5	4.2	6.16	5	4.2	3.15	2.5
	η_d (1400)	—	0.91	0.9	0.88	0.86	0.84	0.83	0.78	0.76	0.73	0.68	0.64
	η_s	—	0.73	0.71	0.66	0.6	0.57	0.54	0.45	0.42	0.39	0.33	0.29

备注: i-速比，Z_1-蜗杆头数； γ-导程角，m-模数，η_d动态效率，η_s静态效率。

NMRV 传动装置专业制造商
PROFESSIONAL MANUFACTURER OF TRANSMISSION DEVICE
系列

减速机输入尺寸 / NMRV REDUCER INPUT SIZE

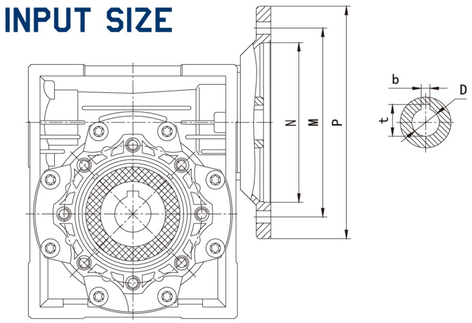

NMRV	IEC接口				键槽		传动比（i）											
	PAM-IEC	N	M	P	b	t	5	7.5	10	15	20	25	30	40	50	60	80	100
							孔径（D）											
025	56B14	50	65	80	3	10.4	9	9	9	9	9	/	9	9	9	9	/	/
030	56B14	50	65	80	3	10.4	9	9	9	9	9	9	9	9	9	9	9	/
	56B5	80	100	120														
	63B14	60	75	90	4	12.8	11	11	11	11	11	11	11	11	11	/	/	/
	63B5	95	115	140														
040	56B5	80	100	120	3	10.4	/	/	/	/	/	/	/	/	9	9	9	9
	63B14	60	75	90	4	12.8	11	11	11	11	11	11	11	11	11	11	11	11
	63B5	95	115	140														
	71B14	70	85	105	5	16.3	14	14	14	14	14	14	14	14	/	/	/	/
	71B5	110	130	160														
050	63B5	95	115	140	4	12.8	/	/	/	/	/	/	/	11	11	11	11	11
	71B14	70	85	105	5	16.3	14	14	14	14	14	14	14	14	14	14	14	/
	71B5	110	130	160														
	80B14	80	100	120	6	21.8	19	19	19	19	19	19	19	/	/	/	/	/
	80B5	130	165	200														
063	71B14	70	85	105	5	16.3	/	/	/	/	/	/	/	14	14	14	14	14
	71B5	110	130	160														
	80B14	80	100	120	6	21.8	/	19	19	19	19	19	19	19	19	19	19	19
	80B5	130	165	200														
	90B14	95	115	140	8	27.3	/	24	24	24	24	24	24	/	/	/	/	/
	90B5	130	165	200														
075	71B5	110	130	160	5	16.3	/	/	/	/	/	/	/	/	14	14	14	14
	80B14	80	100	120	6	21.8	/	/	/	/	19	19	19	19	19	19	19	19
	80B5	130	165	200														
	90B14	95	115	140	8	27.3	/	24	24	24	24	24	24	24	/	/	/	/
	90B5	130	165	200														
	100/112B14	110	130	160	8	31.3	/	28	28	28	/	/	/	/	/	/	/	/
	100/112B5	180	215	250														
090	80B14	80	100	120	6	21.8	/	/	/	/	/	/	19	19	19	19	19	19
	80B5	130	165	200														
	90B14	95	115	140	8	27.3	/	/	/	/	/	24	24	24	24	24	/	/
	90B5	130	165	200														
	100/112B14	110	130	160	8	31.3	/	28	28	28	28	28	28	/	/	/	/	/
	100/112B5	180	215	250														
110	80B5	130	165	200	8	21.8	/	/	/	/	/	/	/	/	/	/	19	19
	90B5	130	165	200	8	27.3	/	/	/	/	/	/	24	24	24	24	24	24
	100/112B5	180	215	250	8	31.3	/	28	28	28	28	28	28	28	28	28	/	/
	132B5	230	265	300	10	41.3	/	38	38	38	38	/	/	/	/	/	/	/
130	90B5	130	165	200	8	27.3	/	/	/	/	/	/	/	/	/	/	24	24
	100/112B5	180	215	250	8	31.3	/	/	/	/	/	28	28	28	28	28	28	28
	132B5	230	265	300	10	41.3	/	38	38	38	38	38	38	38	/	/	/	/
150	100/112B5	180	215	250	8	31.3	/	/	/	/	/	/	/	/	28	28	28	28
	132B5	230	265	300	10	41.3	/	/	/	/	38	38	38	38	38	38	/	/
	160B5	250	300	350	12	45.3	/	42	42	42	42	42	/	/	/	/	/	/