



NEW ENERGY SOLUTION CATALOGUE
Product selection manual

PROMINENT TRADING (WENZHOU) CO., LTD.

MP: 86—13983212540

Email: sales@vcbbreaker.com

Whatsapp/Telegram: 86—13736779975

New energy solution: www.prominentcn.com

Medium&High voltage solution: www.vcbbreaker.com

Address: No.66 pu nan Road, Yueqing Economic Development Zone, Zhejiang, China



Website

COMPANY INTRODUCTION



Green energy



Industrial electricity



Rail traffic



Grid system



Prominent Trading (Wenzhou) Co., Ltd. located in Wenzhou Zhejiang, which is an international trading company with over 20 years of experience in low- and medium-voltage electrical equipment supply and solution delivery. We support customers across South America and Africa with dependable products, practical engineering solutions, and responsive service.

Building on our strong background in conventional power distribution, we have expanded into the new energy sector, providing flexible and application-driven solutions adapted to local grid conditions, project environments, and budget requirements.

Compared with manufacturers focused mainly on production, our core strength lies in customized solutions and project coordination. We carefully analyze each customer's technical needs, operating conditions, and project

objectives to deliver reliable, cost-effective, and easy-to-maintain solutions suitable for real-world operation. We are known for our fast response, clear communication, and strong service awareness. Our team is highly experienced in international trade procedures, ensuring smooth execution from inquiry to delivery, while maintaining strict quality control throughout supplier selection, production monitoring, inspection, and shipment.

For special or complex projects, we can dispatch experienced engineers to site for on-site surveys, technical guidance, installation support, and commissioning assistance when required.

With a strong sense of responsibility and flexibility, we are committed to building long-term, stable partnerships. Our mission is to provide customers with continuous technical and commercial support, and to act as a trusted solution partner in both power distribution and new energy projects.

PRODUCT CATALOG

Residential Solar & Storage Solutions

- 02 Household Electricity Diagram
- 03 PTDPO OffGrid Hybrid Inverter(EU Model)
- 06 PTDPO-U Off Grid Hybrid Inverter(US Model)
- 08 PTDPO-IP Off Grid Hybrid Inverter(Split)
- 10 PTPW Power Wall Lithium Energy Storage Battery
- 12 PTPV Vertical LFP Energy Storage Battery
- 14 PTBM-I Low Voltage Stacked Lithium Energy Storage Battery
- 17 PTBS-Rack/Cabinet Mounted Lithium Energy Storage Battery
- 19 PTBM-H High Voltage Stacked Lithium Energy Storage Battery
- 21 PTBS-H High Voltage Rack Lithium Energy Storage Battery
- 23 PTBT Plastic LFP Energy Storage Battery
- 25 PTIPT Energy Storage System Europe/US/Split phase model
- 27 PTIPL Energy Storage System Europe/Us/Split phase model
- 29 PTIPS Portable Power Station
- 31 PTIPI Portable Power Station
- 33 PTIPY All-in-One Balcony Solar Power System
- 35 PTPM SOC Power Manager

Smart C&I Energy Storage Solutions

- 36 PTBP Industrial & Commercial High Voltage Storage System
- 38 Grid Based System Solution
- 40 PTBP Industrial & Commercial High Voltage Storage System
- 42 Air Cooled Energy Storage System

Utility-Scale Energy Storage Systems

- 44 All-Nice System Solution
- 46 Prominent Power 5MWh Liquid-Cooled Battery Container
high yield over life cycle



Green energy



Industrial electricity

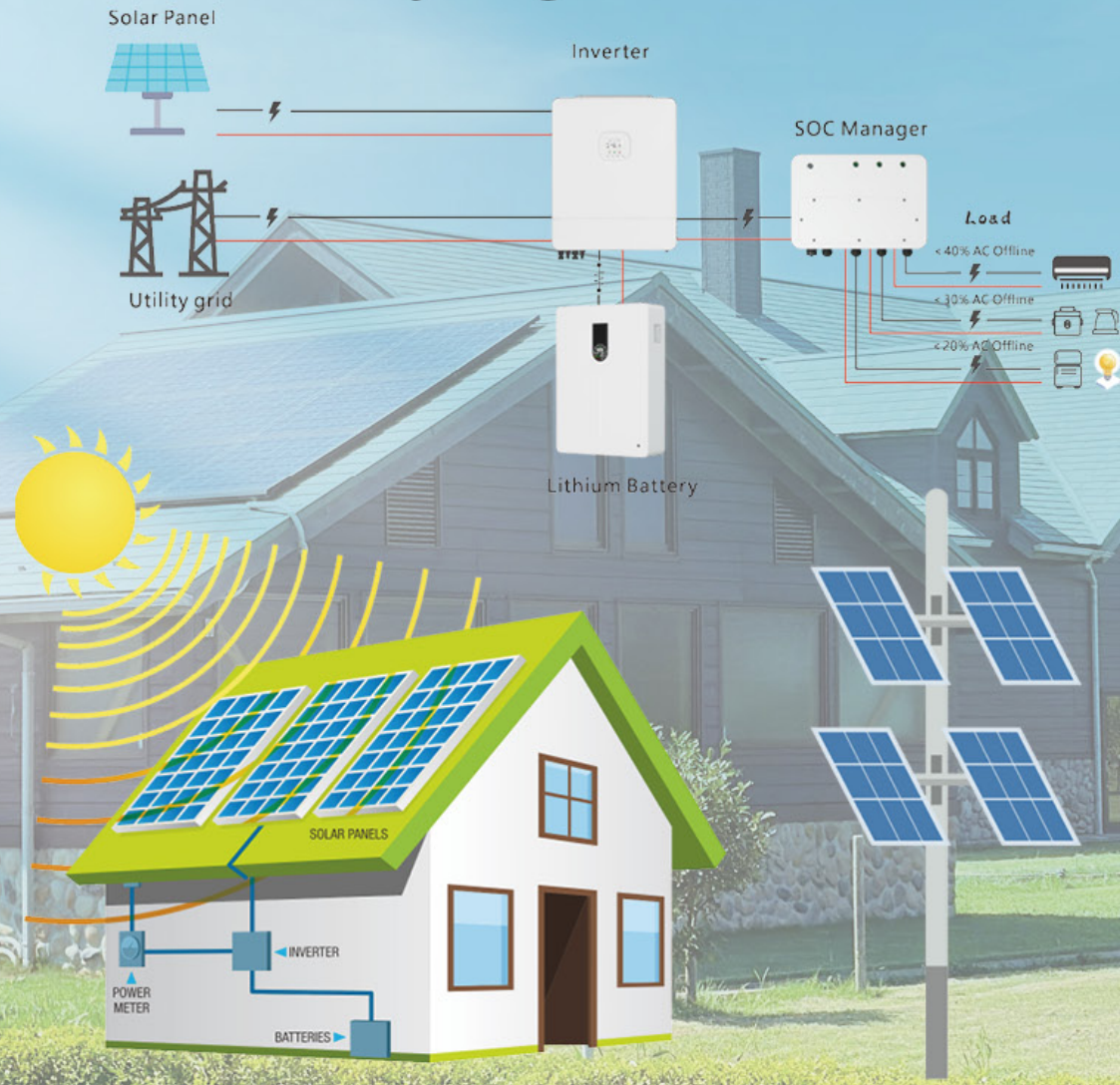


Grid system



Rail traffic

Household Electricity Diagram



PTDPO Off Grid Hybrid Inverter(EU Model) 1-11 kW



 Lithium communication

 Photovoltaic+mains charging

 Eight major protection functions

 Pure sine wave output

Solar Panel

Solar panels absorb sunlight through semiconductor materials and convert light energy directly into direct current to power batteries or electrical devices

Inverter

Converts DC power into AC power for use by the load, off grid and on grid modes, automatically switch to off-grid power supply during power outage

Lithium battery

Store energy from PV or the power grid for use at night, on rainy days or during power outages, increasing household energy self-sufficiency

SOC manager

Real-time monitoring of battery power and intelligent management of priority switches for multiple loads

Load

Various appliances used in the Home

Product Introduction

The PTDPO off grid hybrid inverter combines photovoltaic and mains charging and discharging, UPS bypass, and battery inversion functions. It can intelligently adjust the work priority, communicate with home lithium batteries, and can also increase output power through multiple sets of parallel machines. It can be applied in different application scenarios such as homes, RV, agriculture, and industry.

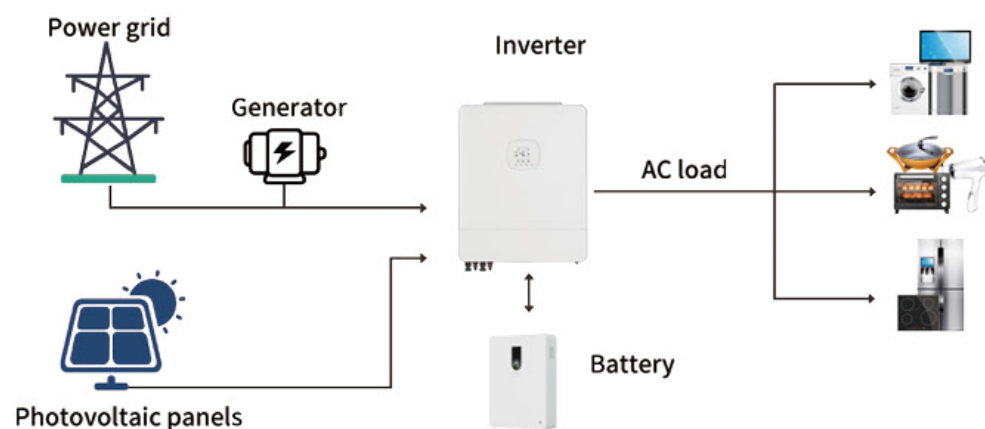
Product features

- ◎ Advanced PTPWM technology. pure sine wave output
- ◎ Automatic activation of lithium batteries
- ◎ Four charging modes including photovoltaic, mains, photovoltaic priority, and hybrid charging
- ◎ Advanced MPPT technology with an efficiency of up to 99.9%
- ◎ Three output modes: photovoltaic, inverter, and mains bypass

PTDPO Off Grid Hybrid Inverter(EU Model)

1-11 kW

Product Connection Diagram



Product Parameters

Model	PTDPO-1kW	PTDPO-1.5kW	PTDPO-3kW
AC/Generator input			
Rated input voltage	220/230/240 VAC		
Voltage range	90-280 VAC ± 3V (household appliance mode) 170-280 VAC ± 3V (UPS mode)		
Frequency	50/60Hz(adaptable)		
Inverted output			
Rated power	1000W	1500W	3000W
Output voltage	220/230/240 VAC ± 5%		
Waveform	Pure sinewave		
Switching time(adjustable)	Computerequipment 10ms,household appliances 20ms		
Peak power	2000W	3000W	6000W
Battery			
Battery type	Lithium ion batteries/lead-acid batteries/user-defined		
Rated batteryvoltage	12 Vdc	24 Vdc	24 Vdc
B attery voltage range	10~15.6V	20~31V	20~31V
PVinput			
PV charging method	MPPT		
PV maximum input powe	600W	1200W	5000W
Maximu m PVInput Current	18A	18A	18A
MPPT trac king range	20-150VDC	30-150VDC	60-500VDC
Maximum PVcharging current	40A	40A	100A
Maximum AC charging current	40A	40A	60A
Maximum total charging current	80A	80A	100A
Basic parameters			
Communicationinterface	USB/RS485 (optional WiFi)/dry connector		
Parallel interface	/	/	/

PTDPO Off Grid Hybrid Inverter(EU Model)

1-11 kW

Model	PTDPO-1kW	PTDPO-1.5kW	PTDPO-3kW
Product size (mm)	290*240*91	290*240*91	495*312*125
Package size (mm)	340*295*145	340*295*145	565*385*195
NW. (kg)	3.3	3.5	9.13
GW. (kg)	3.8	4.0	10.35

Product Parameters

Model	PTDPO-4kW	PTDPO-6.2kW	PTDPO-11kW
AC/Generator input			
Rated input voltage	220/230/240 VAC		
Voltage range	90-280 VAC ± 3V (household appliance mode) 170-280 VAC ± 3V (UPS mode)		
Frequency	50/60Hz(adaptable)		
Inverted output			
Rated power	4000W	6200W	11000W
Output voltage	220/230/240 VAC ± 5%		
Waveform	Pure sinewave		
Switching time(adjustable)	Computerequipment 10ms,household appliances 20ms		
Peak power	8000W	12400W	22000W
Battery			
Battery type	Lithium ion batteries/lead-acid batteries/user-defined		
Rated batteryvoltage	24 Vdc	48 Vdc	
B attery voltage range	10~15.6 Vdc	40~60 Vdc	
PVinput			
PV charging method	MPPT		
PV maximum input powe	6500W	8500W	2×7500W
Maximu m PVInput Current	27A	27A	27A
MPPT trac king range	60-500VDC	60-500VDC	90-500VDC
Maximum PVcharging current	120A	120A	150A
Maximum AC charging current	100A	100A	150A
Maximum total charging current	120A	120A	150A
Basic parameters			
Communicationinterface	USB/RS485 (optional WiFi)/dry connector		
Parallel interface	Parallel function (optional)		
Product size (mm)	495*312*125	495*312*125	570*500*148
Package size (mm)	565*385*195	565*385*195	708*507*241
NW. (kg)	9.13	10.83	19.27
GW. (kg)	10.35	12.26	22.2

PTDPO-U Off Grid Hybrid Inverter(US Model)

3.6kW-6.5kW



Product Introduction

The PTDPO-U American standard off grid hybrid inverter combines photovoltaic and mains charging and discharging, UPS bypass, and battery inversion functions. It can intelligently adjust the work priority, communicate with home lithium batteries, and can also increase output power through multiple sets of parallel machines, which is suitable for different application scenarios in the Americas, such as homes, RV, agriculture, and industry.

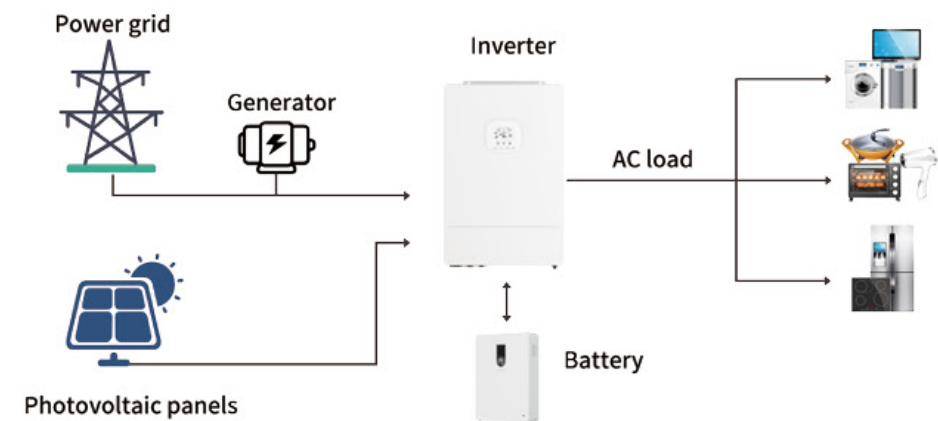
Product features

- Advanced PTPWM technology. pure sine wave output
- Automatic activation of lithium batteries
- Three output modes: photovoltaic, inverter, and mains bypass
- Four charging modes including photovoltaic, mains, photovoltaic priority, and hybrid charging
- Advanced MPPT technology with an efficiency of up to 99.9%

PTDPO-U Off Grid Hybrid Inverter(US Model)

3.6kW-6.5kW

Product Connection Diagram



Product Parameters

Model	PTDPO-U-3.6kW	PTDPO-U-5kW	PTDPO-U-6.5kW
AC/Generator input			
Rated input voltage	120 VAC		
Voltage range	(90Vac~140Vac)±2%		
Frequency	50Hz±0.3Hz/60Hz±0.3HZ		
Inverted output			
Rated power	3600W	5000W	6500W
Output voltage	120VAC ± 5%		
Waveform	Pure sinewave		
Switching time(adjustable)	Computerequipment 10ms,household appliances 20ms		
Peak power	7200W	10000W	12000W
Battery			
Battery type	Lithium ion batteries/lead-acid batteries/user-defined		
Rated batteryvoltage	48 Vdc		
B attery voltage range	40~60 Vdc		
PVinput			
PV charging method	MPPT		
PV maximum input powe	4000W	5500W	2×4500W
Maximu m PVInput Current	22A	22A	22A
MPPT trac king range	80-300VDC	120-450VDC	80-300VDC
Maximum PVcharging current	80A	100A	150A
Maximum AC charging current	40A	60A	120A
Maximum total charging current	80A	100A	150A
Basic parameters			
Communicationinterface	USB/RS485 (optional WiFi)/dry connector		
Parallel interface	/	Maximum of 6 parallel machines (optional)	
Product size (mm)	410*280*100	426*322*126	540*350*120
Package size (mm)	470*360*188	502*414*209	600*630*200
NW. (kg)	7.8	10.5	15
GW. (kg)	9.3	13.4	18

PTDPO-IP Off Grid Hybrid Inverter(Split) 7.2kW/10kW/12kW



Product Introduction

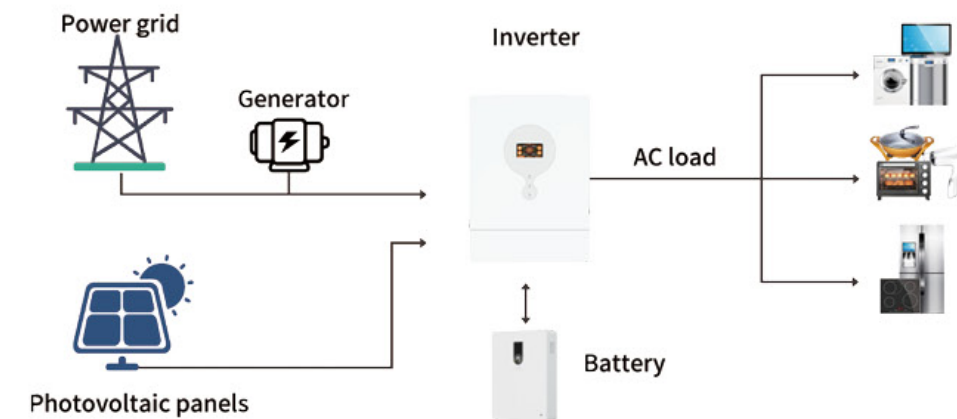
The PTDPO-IP Split phase standard off grid hybrid inverter combines photovoltaic and mains charging and discharging, UPS bypass, and battery inversion functions. It can intelligently adjust the work priority, communicate with home lithium batteries, and can also increase output power through multiple sets of parallel machines. It can output split phase 120V/240V voltage, which is suitable for different application scenarios in the Americas, such as homes, RV, agriculture, and industry

Product features

- Advanced PTPWM technology. pure sine wave output
- Automatic activation of lithium batteries
- Three output modes: photovoltaic, inverter, and mains bypass
- Four charging modes including photovoltaic, mains, photovoltaic priority, and hybrid charging
- Advanced MPPT technology with an efficiency of up to 99.9%

PTDPO-IP Off Grid Hybrid Inverter(Split) 7.2kW/10kW/12kW

Product Connection Diagram



Product Parameters

Model	PTDPO-IP-7.2kW Spli	PTDPO-IP-10kW Spli	PTDPO-IP-12kW Spli
AC/Generator input			
Rated input voltage	120Vac(L1/N, L2/N)/240Vac(L1/L2)		
Voltage range	(85Vac~140Vac)±2%		
Frequency	50Hz/60Hz (Auto detection)		
Inverted output			
Rated power	Split phase 7200w;single phase 6000W(limited by thewiring terminals)	Split phase 1000w;single phase 7200W(imited by the wiring terminals)	Split phase 1200w;single phase 7200W(imited by the wiring terminals)
Output voltage	120Vac(L1/N, L2/N)/240Vac(L1/L2)		
Waveform	Pure sine wave		
Switching time(adjustable)	10ms (typical)		
Peak power			
Battery			
Battery type	Lithium ion batteries/lead-acid batteries/user-defined		
Rated batteryvoltage	48 Vdc		
B attery voltage range	40~60 Vdc		
PVinput			
PV charging method	MPPT		
PV maximum input powe	4000W	5500W	2×4500W
Maximu m PVInput Current	22A	22A	22A
MPPT trac king range	80-300VDC	120-450VDC	80-300VDC
Maximum PVcharging current	80A	100A	150A
Maximum AC charging current	40A	60A	120A
Maximum total charging current	80A	100A	150A
Basic parameters			
Communicationinterface	USB/RS485 (optional WiFi)/dry connector		
Parallel interface	/	Maximum of 6 parallel machines (optional)	
Product size (mm)	410*280*100	426*322*126	540*350*120
Package size (mm)	470*360*188	502*414*209	600*630*200
NW. (kg)	7.8	10.5	15
GW. (kg)	9.3	13.4	18

PTPW Power Wall Lithium Energy Storage Battery

48V/51.2V 100Ah/200Ah/300Ah



Product Introduction

The PTPW Power Wall lithium energy storage battery, uses high cycle lithium iron phosphate cells, which are more convenient and aesthetically pleasing to install. The high-performance BMS protection and management battery system has a wider range of use and longer lifespan than traditional batteries.

Using SUG's exclusive color screen design, you can check the battery's operation status quickly and conveniently.

Product features

- ◎ Grade A LiFePO4 cell
- ◎ Parallel support for 15PCS
- ◎ Compatible with multiple inverter brands
- ◎ 6000 cycles @ DOD80%
- ◎ Bluetooth/WIFI optional
- ◎ BMS 100A/150A/200A optional
- ◎ LCD color display screen

PTPW Power Wall Lithium Energy Storage Battery

48V/51.2V 100Ah/200Ah/300Ah

Application Area

- ◎ Energy storage system, control system, alarm system, power system, database
- ◎ Emergency lighting system, emergency power supply, UPS
- ◎ Telecommunications, communication, and fire protection

Product Parameters

Model	PTPW-48100	PTPW-48200	PTPW-48300	PTPW-51.2100	PTPW-51.2200	PTPW-51.2300
Standard voltage	48V	48V	48V	51.2V	51.2V	51.2V
Standard capacity	100Ah	200Ah	300Ah	100Ah	200Ah	300Ah
Rated capacity	4.8kWh	9.6kWh	14.4kWh	5.12kWh	10.24kWh	15.36kWh
Working voltage	40.5-54V			43.2-57.6V		
Standard charging current	50A	100A	150A	50A	100A	150A
Standard discharging current	100A	100A	200A	100A	100A	200A
Suggested DOD	80%					
Cycle life	>6000 cycles					
IP Rating	IP21(IP65 optional)					
Discharge operating temperature	-20°C-60°C					
Charging operating temperature	0°C-45°C					
Maximum parallel	15PCS					
Communication	RS232/CAN/RS485 (WIFI/BT optional)					
Display	LCD color screen/LCD touch screen (optional)					
Warranty	5 Years					
Certificate	UN38.3/MSDS/CE/ROHS/FCC					
NW.(kg)	47.3	90.4	118.1	47.3	90.4	118.1
GW.(kg)	56	111.1	139.1	56	111.1	139.1
Product size (mm)	630*405*160	820*555*200	790*530*268	630*405*160	820*555*200	790*530*268
Package size (mm)	730*510*305	920*655*415	900*630*480	730*510*305	920*655*415	900*630*480

PTPV Vertical LFP Energy Storage Battery

51.2V-280Ah/314Ah/560Ah/628Ah



Product Introduction

The PTPV Power Wall lithium energy storage battery, uses high cycle lithium iron phosphate cells, which are more convenient and aesthetically pleasing to install. The high-performance BMS protection and management battery system has a wider range of use and longer lifespan than traditional batteries.

Using SUG's exclusive color screen design, you can check the battery's operation status quickly and conveniently.

Product features

- ◎ Grade A LiFePO4 cell
- ◎ Parallel support for 15PCS
- ◎ Compatible with multiple inverter brands
- ◎ 6000 cycles @ DOD80%
- ◎ Bluetooth/WIFI optional
- ◎ LCD color display screen
- ◎ BMS 200A

PTPV Vertical LFP Energy Storage Battery

51.2V-280Ah/314Ah/560Ah/628Ah

Application Area

- ◎ Energy storage system, control system, alarm system, power system, database
- ◎ Emergency lighting system, emergency power supply, UPS
- ◎ Telecommunications, communication, and fire protection

Product Parameters

Model	PTPV-51.2280	PTPV-51.2314	PTPV-51.2560	PTPV-51.2628
Standard voltage	51.2V	51.2V	51.2V	51.2V
Standard capacity	280Ah	314Ah	560Ah	628Ah
Rated capacity	14.33kWh	6.07kWh	28.67kWh	32.15kWh
Working voltage	43.2-57.6V			
Standard charging current	200A			
Standard discharging current	200A			
Suggested DOD	80%			
Cycle life	>6000 cycles			
IP Rating	IP21(IP65 optional)			
Discharge operating temperature	-20°C-50°C			
Charging operating temperature	0°C-45°C			
Maximum parallel	15PCS			
Communication	RS232/CAN/RS485 (WIFI/BT optional)			
Display	LCD color screen/LCD touch screen(optional)			
Warranty	5 Years			
Certificate	UN38.3/MSDS/CE/ROHS/FCC			
NW.(kg)	123.1	126.2	227	235.2
GW.(kg)	145.1	145.9	252	260.5
Product size (mm)	860*550*270	860*550*270	872*530*530	872*530*530
Package size (mm)	940*630*460	940*630*460	985*640*740	985*640*740

PTBM-I Low Voltage Stacked Lithium Energy Storage Battery

Inverter output: 5.5kw/10kW
Number of battery modules: 51.2V 100Ah



Product Introduction

The PTBM-I Stacked lithium-ion energy storage system uses high cycle lithium iron phosphate cells, and a high-performance BMS protection and management battery system. A single group can be stacked up to 7 layers (including the inverter layer), and multiple groups can be combined into up to 15 battery modules in parallel. The capacity can be freely combined, and when paired with a 5.5KW-10KW off grid photovoltaic inverter system, it can meet various electricity needs of households and industries.

Product features

- ⊙ Grade A LiFePO4 cell
- ⊙ Bluetooth and WIFI/touch LCD screen optional
- ⊙ 100A BMS for charging/discharging
- ⊙ 6000 cycles @DOD80%
- ⊙ LCD display screen
- ⊙ Parallel support for 15PCS

PTBM-I Low Voltage Stacked Lithium Energy Storage Battery

Inverter output: 5.5kw/10kW
Number of battery modules: 51.2V 100Ah

Application Area

- ⊙ Energy storage system, control system, alarm system, power system, database
- ⊙ Emergency lighting system, emergency power supply, UPS
- ⊙ Telecommunications, communication, and fire protection

Product Parameters

Model	PTBM-I-51.2100	PTBM-I-51.2100*2	PTBM-I-51.2100*3	PTBM-I-51.2100*4	PTBM-I-51.2100*5	PTBM-I-51.2100*6
Standard voltage	51.2V					
Standard capacity	100Ah	100Ah	100Ah	100Ah	100Ah	100Ah
Rated capacity	5.12kWh	5.12kWh*2	5.12kWh*3	5.12kWh*4	5.12kWh*5	5.12kWh*6
Working voltage	43.2-57.6V					
Standard charging current	50A	50A*2	50A*3	50A*4	50A*5	50A*6
Standard discharging current	100A	100A*2	100A*3	100A*4	100A*5	100A*6
Suggested DOD	80%					
Cycle life	>6000 cycles					
IP Rating	IP21					
Discharge operating temperature	-20°C-50°C					
Charging operating temperature	0°C-45°C					
Maximum parallel	15PCS					
Communication	RS232/CAN/RS485 (WIFI/BT optional)					
Display	LCD display screen					
Warranty	5 Years					
Certificate	UN38.3/MSDS/CE/ROHS/FCC					
NW.(kg)	45.1+10.5(base)	45.1*2+10.5(base)	45.1*3+10.5(base)	45.1*4+10.5(base)	45.1*5+10.5(base)	45.1*6+10.5(base)
GW.(kg)	53.3+15(base)	53.3*2+15(base)	53.3*3+15(base)	53.3*4+15(base)	53.3*5+15(base)	53.3*6+15(base)
Product size (mm)	550*500*(171+105) 550*210*530 (ultra thin version)	550*500*(171*2+105) 550*210*1000 (Ultra thin version)	550*500*(171*3+105) 550*210*1470 (Ultra thin version)	550*500*(171*4+105)	550*500*(171*5+105)	550*500*(171*6+105)
Package size (mm)	650*600*290 650*600*210(base) 545*510*300 (Ultra thin version)	650*600*290*2 650*600*210(base) 545*510*300*2 (Ultra thin version)	650*600*290*3 650*600*210(base) 545*510*300*3 (Ultra thin version)	650*600*290*4 650*600*210(base)	650*600*290*5 650*600*210(base)	650*600*290*6 650*600*210(base)

PTBM-I Low Voltage Stacked Lithium Energy Storage Battery

Inverter output: 5.5kW/10kW

Number of battery modules: 51.2V 100Ah

Inverter parameters

Rated power	5.5kW	10kW
AC input		
Voltage	230VAC	
Optional voltage range	170-280vAC (personal computer):90-280vAC (household appliances)	
Frequency range	50Hz/60Hz (adaptive)	
AC output		
Rated voltage	230VAC±5%	
Peak power	11000VA	20000VA
Efficiency	max 93.5%	max 98%
Transfer time	10ms (personal computer) 20ms (household appliances)	
Waveform	Pure sine wave	
Battery		
Battery voltage	48VDC	
Floating charging voltage	54VDC (Settable)	
Overcharge protection	57.6VDC(Settable)	
Solar charging & AC charging		
PV maximum open circuit voltage	500VDC	
PV maximum power	5500W	11000W
MPPT range @ working voltage	120-500VDC	90-500VDC
Maximum solar charging current	100A	150A
Maximum AC charging current	60A	150A
Maximum charging current	100A	150A
Basic parameters		
Working temperature	-10°C-50°C	
Working humidity	20%-95% relative temperature (non condensing)	
Storage temperature	-15°C-60°C	
NW.(kg)	19.6	30.1
GW.(Kkg)	24.1	34.6
Product size (mm)	550*500*156(Regular style) 550*210*470(Ultra thin style)	550*500*245(Regular style) 550*210*470(Ultra thin style)
Package size(mm)	650*600*290	650*600*350

PTBS-Rack/Cabinet Mounted Lithium Energy Storage Battery

48V/51.2V100AH/200Ah/300Ah



Product Introduction

The PTBS- Rack/Cabinet mounted lithium energy storage battery, uses high cycle lithium iron phosphate cells, high-performance BMS protection and management battery system, and can be combined into up to 15 battery modules in parallel. The capacity can be freely combined to meet various needs of households and industries. into up to 15 battery modules in parallel.

Product features

- ◎ Grade ALiFePO4 cell
- ◎ Parallel support for 15PCS
- ◎ Compawmultipleinveterb
- ◎ 6000 cycles @ DOD80%
- ◎ Bluetooth/WIFI optional
- ◎ LCD display screen (touch screen optional)
- ◎ BMS 100A/150A/200A optional

PTBS-Rack/Cabinet Mounted Lithium Energy Storage Battery

48V/51.2V100AH/200Ah/300Ah

Application Area

- ◎ Energy storage system, control system, alarm system, power system, database
- ◎ Emergency lighting system, emergency power supply, UPS
- ◎ Telecommunications, communication, and fire protection

Product Parameters

Model	PTBS-48100	PTBS-48200	PTBS-48300	PTBS-51.2100	PTBS-51.2200	PTBS-51.2300
Standard voltage	48V	48V	48V	51.2V	51.2V	51.2V
Standard capacity	100Ah	200Ah	300Ah	100Ah	200Ah	300Ah
Rated capacity	4.8kWh	9.6kWh	14.4kWh	5.12kWh	10.24kWh	15.36kWh
Working voltage	40.5-54V			43.2-57.6V		
Standard charging current	50A	100A	150A	50A	100A	150A
Standard discharging current	100A	100A	200A	100A	100A	200A
Suggested DOD	80%					
Cycle life	>6000 cycles					
IP Rating	IP21					
Discharge operating temperature	-20°C-50°C					
Charging operating temperature	0°C-45°C					
Maximum parallel	15PCS					
Communication	RS232/CAN/RS485 (WIFI/BT optional)					
Display	LCD display screen					
Warranty	5 Years					
Certificate	UN38.3/MSDS/CE/ROHS/FCC					
NW.(kg)	40.7	75.6	107.2	40.7	75.6	107.2
GW.(kg)	47.1	91.1	123.8	47.1	91.1	123..8
Product size (mm)	425*484*165	773*560*165	750*484*240	425*484*165	773*560*165	750*484*240
Package size (mm)	540*540*290	900*620*340	875*555*460	540*540*290	900*620*340	875*555*460

PTBM-H High Voltage Stacked Lithium Energy Storage Battery

Number of battery modules:102.4V 50Ah



Product Introduction

The PTBM-H High voltages stacked lithium energy storage battery, uses high cycle lithium iron phosphate cells, a high-performance BMS protection and management battery system, and can stack up to 7 modules per group (including the BMS main control layer). Multiple groups can be freely combined to achieve 2-8 battery modules in series, meeting various needs of households and industries.

Product features

- ◎ Grade A LiFePO4 cell
- ◎ Supports up to 8 modules in series
- ◎ High voltage BMS control system
- ◎ 6000 cycles @ DOD80%
- ◎ Convenient to move and freely combine

PTBM-H High Voltage Stacked Lithium Energy Storage Battery

Number of battery modules:102.4V 50Ah

Application Area

- ◎ Energy storage system, control system, alarm system, power system, database
- ◎ Emergency lighting system, emergency power supply, UPS
- ◎ Telecommunications, communication, and fire protection

Product Parameters

Model	PTBM-H-10.24kWh	PTBM-H-15.36kWh	PTBM-H-20.48kWh	PTBM-H-25.6kWh	PTBM-H-30.72kWh
Standard voltage	102.4V				
Number of modules	1+2/PCS	1+3/PCS	1+4/PCS	1+5/PCS	1+6/PCS
Single module capacity	50Ah	50Ah	50Ah	50Ah	50Ah
Rated capacity	5.112kWh*2	5.112kWh*3	5.112kWh*4	5.112kWh*5	5.112kWh*6
Working voltage	172.8-230.4V	259.2-348.8V	345.6-464V	432-579.2V	518.4-464.4V
Standard charging current	25A/module				
Standard discharging current	50A/module				
Suggested DOD	80%				
Cycle life	>6000 cycles				
IP Rating	IP21				
Discharge operating temperature	-20°C-60°C				
Charging operating temperature	0°C-45°C				
Maximum series connection	8PCS				
Communication	CAN/RS485(WiFi/Bluetooth optional)				
Warranty	5 Years				
Certificate	UN38.3/MSDS/CE/ROHS/FCC				
NW.(kg)	54*2+14.2(base) 106 (Ultra thin version)	54*3+14.2(base)	54*4+14.2(base)	54*5+14.2(base)	54*6+14.2(base)
GW.(kg)	64*2+18.7(base) 124 (Ultra thin version)	64*3+18.7(base)	64*4+18.7(base)	64*5+18.7(base)	64*6+18.7(base)
Product size (mm)	550*500*(178*3+105 550*210*1470 (Ultra thin version)	50*500*(178*4+105)	50*500*(178*5+105)	50*500*(178*6+105)	50*500*(178*7+105)
Package size(mm)	630*580*252(base) 650*600*290*3 545*510*300*3 (Ultra thin version)	650*600*290*4 630*580*252(base)	650*600*290*5 630*580*252(base)	650*600*290*6 630*580*252(base)	650*600*290*7 630*580*252(base)

PTBS-H High Voltage Rack Lithium Energy Storage Battery

Number of battery modules:102.4V 100Ah



Product Introduction

The PTBS-H High voltage rack lithium energy storage battery, uses high cycle lithium iron phosphate cells, a high-performance BMS protection and management battery system, and can be connected in series with multiple groups to achieve 2-8 battery modules. It has a high-strength sheet metal box protection and can be equipped with air conditioning cooling to increase safety performance and meet various needs of households and industries.

Product features

- ◎ Grade A LiFePO4 cell
- ◎ Supports up to 8 modules in series
- ◎ 6000 cycles @ DOD80%
- ◎ High voltage BMS control system
- ◎ Convenient to move and freely combine

PTBS-H High Voltage Rack Lithium Energy Storage Battery

Number of battery modules: 102.4V 100Ah

Application Area

- ◎ Energy storage system, control system, alarm system, power system, database
- ◎ Emergency lighting system, emergency power supply, UPS
- ◎ Telecommunications, communication, and fire protection

Product Parameters

Model	PTBS-H-20.48kWh	PTBS-H-30.72kWh	PTBS-H-40.96kWh	PTBS-H-51.2kWh	PTBS-H-61.44kWh
Standard voltage	102.4V				
Number of modules	1+2/PCS	1+3/PCS	1+4/PCS	1+5/PCS	1+6/PCS
Single module capacity	100Ah	100Ah	100Ah	100Ah	100Ah
Rated capacity	10.24kWh*2	10.24kWh*3	10.24kWh*4	10.24kWh*5	10.24kWh*6
Working voltage	172.8-230.4V	259.2-348.8V	345.6-464V	432-579.2V	604..8-809.6V
Standard charging current	50A/module				
Standard discharging current	100A/module				
Suggested DOD	80%				
Cycle life	>6000 cycles				
IP Rating	IP20				
Discharge operating temperature	-20°C-50°C				
Charging operating temperature	0°C-45°C				
Maximum series connection	8PCS				
Communication	CAN/RS485(WiFi/Bluetooth optional)				
Warranty	5 Years				
Certificate	UN38.3/MSDS/CE/ROHS/FCC				
NW.(kg)	90*2+17(BMS)	90*3+17(BMS)	90*4+17(BMS)	90*5+17(BMS)	90*6+17(BMS)
GW.(kg)	105*2+25(BMS)	105*3+25(BMS)	105*4+25(BMS)	105*5+25(BMS)	105*6+25(BMS)
Product size (mm)	790*480*178*3	790*480*178*4	790*480*178*5	790*480*178*6	790*480*178*7
Package size(mm)	870*610*410*3	870*610*410*4	870*610*410*5	870*610*410*6	870*610*410*7

PTBT Plastic LFP Energy Storage Battery

12.8V/25.6V 100Ah/150Ah/200Ah/300Ah/400Ah



Product Introduction

PTBT Plastic LFP Energy Storage Battery use long working life LiFePO4 battery, and high performance BMS to protect and manage the battery system, it has wider usage and longer life than traditional battery.

Product features

- ◎ LiFePO4 cell class A
- ◎ 50A/100A/150A/200A BMS for charge/discharge
- ◎ 6000 cycle times@DoD80%
- ◎ IP67 design
- ◎ BT is optional
- ◎ With series/parallel function
- ◎ LCD display is optional

PTBT Plastic LFP Energy Storage Battery

12.8V/25.6V 100Ah/150Ah/200Ah/300Ah/400Ah

Application Area

- ◎ Energy storage system, control system, alarm system, power system, database
- ◎ Emergency lighting system, emergency power supply, UPS
- ◎ Telecommunications, communication, and fire protection

Product Parameters

Model	PTBT-12.8100	PTBT-12.8150	PTBT-12.8200	PTBT-12.8300	PTBT-12.8400	PTBT-25.6100	PTBT-25.6200
Standard voltage	12.8V	12.8V	12.8V	12.8V	12.8V	25.6V	25.6V
Standard capacity	100Ah	150Ah	200Ah	300Ah	400Ah	100Ah	200Ah
Standard energy	1.28kWh	1.92kWh	2.56kWh	3.84kWh	5.12kWh	2.56kWh	5.12kWh
Working voltage	10-14.6V	10-14.6V	10-14.6V	10-14.6V	10-14.6V	20-29.2V	20-29.2
Standard charging current	50A	50A	50A	100A	100A	500A	50A
Standard discharging current	100A	100A	100A	200A	200A	100A	100A
Suggested DOD	80%						
Cycle life	>6000 cycles						
IP Rating	Ip67						
Operating temperature for discharge	-20°C-60°C						
Operating temperature for charge	0°C-45°C						
Communication	BT optional						
Display	LCD display optional						
Warranty	5 years						
Certificate	UN38.3/MSDS/CE/ROHS/FCC						
NW.(kg)	9.1	15	17.6	30	36.4	17.6	36.4
GW.(kg)	12.2	20	22	35	43.5	22	43.5
Product size(mm)	256*165*210	532*207*215	532*207*215	520*267*220	440*388*154	532*207*215	440*388*154
Package size(mm)	390*235*310	600*275*295	600*275*295	567*309*207	540*540*290	600*275*295	540*540*290

PTIPT Energy Storage System Europe/US/Split phase model

5kW/6kW 5kWh



Product Introduction

PTIPT energy storage system is one of a series of industrial energy storage products designed and developed independently. Long cycle life, high safety standard BMS software protection, sturdy shell, beautiful appearance, easy installation and use, etc. Widely used in various energy storage systems.

Product features

- ◎ The module is non-toxic, non-polluting and environmentally friendly.
- ◎ Cathode material is made from LiFePO4 with safety performance and long cycle life.
- ◎ Battery management system (BMS) has protection functions including over-discharge, over-charge, over-current and high/low temperature.
- ◎ The system can automatically manage charge and discharge state and balance voltage of each cell.
- ◎ Adopted self-cooling mode rapidly reduced system entire noise.
- ◎ The module has less self-discharge, up to 6 months without charging it on shelf, no memory effect, excellent performance of shallow charge and discharge.
- ◎ Multi-functional LED intelligent digital screen display.

PTIPT Energy Storage System Europe/US/Split phase model 5kW/6kW 5kWh

Product Parameters

Model	PTIPT-U 5KW 5kWh	PTIPT-1 6KW 5kWh	PTIPT-E 5KW 5kWh
Battery parameters			
Module model	51.2V100Ah	51.2V100Ah	51.2V100Ah
Battery type	Lifepo4	Lifepo4	Lifepo4
Nominal capacity	5.12kWh	5.12kWh	5.12kWh
Nominal voltage	51.2V	51.2V	51.2V
Working voltage	43.2-58.4V	43.2-58.4V	43.2-58.4V
PV input			
PVarray mppt voltage range	120V-500V	12-30V/30V-150V	120V-500V
Maximum solar charge Current	100A	10A/30A	100A
AC input			
Voltage	120VAC	120VAC/240VAC	220VAC
AC input current	100A	15A/10A	100A
AC output			
AC output	120V 41.6A	120V20A/120V30A/240V30A	220V 22.7A
DC output			
DC output	1	12V30A/5521x2(12V10A)	12V30A/5521x2(12V10A)
Type-c	1	PD 100Wx1/30Wx1	PD 100Wx1/30Wx1
USB	1	QC3.0	QC3.0
Overall parameters			
Communication	RS485,WIFI,RS232	RS485,BT,RS232	RS485,BT,RS232
Storage temperature	-20°C~55°C	-20°C~55°C	-20°C~55°C
Working humidity	<95%(RH)	<95%(RH)	<95%(RH)
Working temperature	-10°C~40°C	-10°C~40°C	-10°C~40°C
Working altitude	≤200m	<2000m	<2000m
Cooling method	fan	fan	fan
Protective class	IP20	IP20	IP20
Weight	80kg	80kg	80kg
Dimension	550x285(315)x850(995)mm	550x285(315)x850(995)mm	590x290(320)x1000(1160)mm
Design life	10 years(25°C)	10 years(25°C)	10 years(25°C)
Cycle life	>6000(25°C),80%DOD	>6000(25°C),80%DOD	>6000(25°C),80%DOD

PTIPL Energy Storage System Europe/US/Split phase model 6kW/10kW 16kWh



Product Introduction

PTIPL energy storage system is one of a series of industrial energy storage products designed and developed independently. Long cycle life, high safety standard BMS software protection, sturdy shell, beautiful appearance, easy installation and use, etc. Widely used in various energy storage systems.

Product features

- ◎ The module is non-toxic, non-polluting and environmentally friendly.
- ◎ Cathode material is made from LiFePO4 with safety performance and long cycle life.
- ◎ Battery management system (BMS) has protection functions including over-discharge, over-charge, over-current and high/low temperature.
- ◎ The system can automatically manage charge and discharge state and balance voltage of each cell.
- ◎ Adopted self-cooling mode rapidly reduced system entire noise.
- ◎ The module has less self-discharge, up to 6 months without charging it on shelf, no memory effect, excellent performance of shallow charge and discharge.
- ◎ Multi-functional LED intelligent digital screen display

PTIPL Energy Storage System Europe/US/Split phase model 6kW/10kW 16kWh

Product Parameters

Model	PTIPL-I 6KW 16kWh	PTIPL-U 10KW 16kWh	PTIPL-E 10KW 16kWh
Battery parameters			
Module model	51.2V 314Ah	51.2V 314Ah	51.2V 314Ah
Battery type	Lifepo4	Lifepo4	Lifepo4
Nominal capacity	16kWh	16kWh	16kWh
Nominal voltage	51.2V	51.2V	51.2V
Working voltage	43.2-58.4V	43.2-58.4V	43.2-58.4V
PV input			
PVarray mppt voltage range	12-30V/30V-150V	120V-500V	120V-500V
Maximum solar charge Current	10A/30A	200A	200A
AC input			
Voltage	120VAC/240VAC	120VAC	220VAC
AC input current	15A/10A	160A	160A
AC output			
AC output	120V20A/120V30A/240V30A	120V 83.3A	220V 55.4A
DC output			
DC output	12V30A/5521x2(12V10A)	/	/
Type-c	PD 100Wx1/ 30Wx1	/	/
USB	QC3.0	/	/
Overall parameters			
Communication	RS485,WIFI,RS232	RS485,BT,RS232	RS485,BT,RS232
Storage temperature	-20°C~55°C	-20°C~55°C	-20°C~55°C
Working humidity	<95%(RH)	<95%(RH)	<95%(RH)
Working temperature	-10°C~40°C	-10°C~40°C	-10°C~40°C
Working altitude	≤200m	<2000m	<2000m
Cooling method	fan	fan	fan
Protective class	IP20	IP20	IP20
Weight	145kg	145kg	145kg
Dimension	710*550*500mm	710*550*500mm	710*550*500mm
Design life	10 years(25°C)	10 years(25°C)	10 years(25°C)
Cycle life	>6000(25°C),80%DOD	>6000(25°C),80%DOD	>6000(25°C),80%DOD

PTIPS Portable Power Station 300W-3000W



Product Introduction

PTIPS portable energy storage power station has a built-in inverter, which can output sine wave AC power similar to household electricity, and can provide emergency power for electrical appliances. It has multiple DC voltage outputs (5V/9V/12V/15V/20V) that are compatible with different ports such as USB, TYPE-C, DC5521, cigarette lighter, etc. It is also equipped with LED lighting, which can display the real-time status and output power of the battery through the display screen.


Product features

- ① 110v/220vac output customizable
- ② 3000 cycles of A-grade LiFePO4 cell
- ③ Pure sine wave output
- ④ Multi level emergency lighting
- ⑤ Solar/mains charging
- ⑥ Lithium iron phosphate battery pack
- ⑦ USB/TYPE-C/DC5521/Cigar lighter DC output

PTIPS Portable Power Station

300W-3000W

Product Connection Diagram



Product Parameters

Model	PTIPS-300	PTIPS-500	PTIPS-600	PTIPS-1500	PTIPS-2400	PTIPS-3000
Rated power	300W	500W	600W	1500W	2400W	3000W
Peak power	600W	1000W	1200W	3000W	4800W	6000W
Rated capacity	192Wh/320Wh Optional	480Wh	512Wh	1024WhWh	2560Wh	2560Wh
Battery pack parameter	20Ah,12.8V	25Ah,19.2V	25Ah,22.4V	25Ah,51.2V	50Ah,51.2V	50Ah,51.2V
Battery brand and type	GradeA LiFePO4 Battery(3000 Cycles)					
Communication output	100v,110v120v,220v,or230V5%(voltageadjustable)					
Output waveform	Pure Sine Wave					
USB output	2*USBA output:QC18W	2*USBA output:QC18W	2*USBA output:QC18W	USB-A1+USB-A2 output:QC18W USB-A3+USB-A4 output:OC18W		
Type-C1 output	PD30W	PD24W	PD30W	PD 100W		
Type-C2 output	PD60W	PD100W	PD100W	PD 100W		
Cigarette lighter/2 * DC5521 output	12V/10A	12V/10A	12V/10A	/	/	/
Cigarette lighter/4 * DC5521 output	/	/	/	12V/10A	12V/10A	12V/10A
Solar panel/DC5521 charging	10.8V-23V,3A (Maximum60w)	10.8V-23V,5A (Maximum100w)	12-60V,12A (Maximum240W)	10-60V,13A (Maximum440W)	10-60V,13A (Maximum440W)	10-60V,13A (Maximum440W)
AC charging	60W(Charging with adapter)	100W(Charging with adapter)	(Maximum500w)	90-246V (Maximum1200w)	90-264V (US/Japanese: maximum 1600w; Chinese/European: maximum 200ow)	
Charging temperature	0-40°C(32-104°F)					
Discharge temperature	-10-45°C(14-113°F)					
Product size (mm)	240*185*138	254*200*182	254*200*182	374*265*263	374*265*349	403*300*435
Package size (mm)	560*448*240	510*310*300	510*310*300	472*368*355	470*360*440	546*446*640
NW./PCS (kg)	3.9	6.5	6.5	18	26	45
GW./Ctn (kg)	22 (4 sets per box)	16.5 (2 sets per box)	16.5 (2 sets per box)	20 (1 sets per box)	29 (1 sets per box)	60 (1 sets per box)
Describe	Grade A LiFePO4 Battery			UPS/Bidirectional inverter/With WIFI and Bluetooth/ Voltage adjustable/Grade A LiFePO4 Battery		
Packaging method	Carton					
Warranty	1 year					

PTIPI Portable Power Station

3000W



Product Introduction


PTIPI portable energy storage power station has a built-in inverter, which can output sine wave AC power similar to household electricity, and can provide emergency power for electrical appliances. It also equipped with LED lighting, which can display the real-time status and output power of the battery through the display screen.

Product features

- ◎ 110v/220vac output customizable
- ◎ 3000 cycles of A-grade LiFePO4 cell
- ◎ Pure sine wave output
- ◎ Multi level emergency lighting
- ◎ Solar/mains charging
- ◎ Lithium iron phosphate battery pack

PTIPI Portable Power Station 3000W

Product Connection Diagram



Product Parameters

Model	PTIPI-3000w/2.5kWh
Battery Voltage	25.6V
Rated Capacity	2.56kWh
AC Output Voltage	220-240VAC(setup)/50Hz or 60HZ
AC Output Power	230V/10A/230V/10A Industrial Socket
AC Input Voltage	220-240VAC(setup)/50Hz or 60Hz
AC Input Current	12A
AC Input Voltage	30-128V(optioal)
AC Input Current	60A
LED lighting	3W
Working Temperature	0-50°C
Storage Temperature	-20-55°C
Environment	80%
IP Degree	IP20
Size (mm)	466*390*422(990)
Weight (kg)	40
Cooling way	fans cooling
Design life	10 years

PTIPY All-in-One Balcony Solar Power System Number of battery modules:51.2V 40Ah



Product Introduction

PTIPY All-in-One machine, which is used in Balcony solar power system. It is a micro solar power generation system integrating batteries and PV control modules comprised of a battery section and a PV control section, it forms a complete set of balcony PV energy storage system in conjunction with PV modules, micro-inverters, smart electricity meters, and the power grid. This product can efficiently store the direct current generated by solar panels in the storage battery and connect to the electrical loads and the power grid through the micro-inverter, providing people with green electric energy while effectively addressing the key technical challenges such as the usability, safety, and service life of the PV energy storage system.

Product features

- ◎ Grade A LiFePO4 cell
- ◎ Wi-Fi communication control
- ◎ Parallel support for 3PCS
- ◎ 6000 cycles @ DOD80%
- ◎ Convenient to move and freely combine
- ◎ Power quantification

PTIPY All-in-One Balcony Solar Power System

Number of battery modules: 51.2V 40Ah

Application Area

- ◎ Energy storage system, control system, alarm system, power system, database
- ◎ Emergency lighting system, emergency power supply, UPS
- ◎ Telecommunications, communication, and fire protection

Product Parameters

Battery	
Battery type	LiFePO4
Rated voltage	51.2V(16S)
Battery capacity	2.048kWh
Cycle life	6000(25°C)
Discharge depth	90%
Maximum charging current	60A
DC input (PV input)	
Maximum input power	800Wx2 max
Mppt voltage range	18V-60V
Start-up voltage	12V
Operating voltage range	12V-60V
Input conversion efficiency)	98% Max
Maximum input voltage	60V
Maximum input current per channel	25A
Maximum input short-circuit protection current (transient) per channel	90A
Number of MPPT tracking	2
MPPT tracking efficiency	99%
DC output (INV output)	
Maximum output power	800Wx2 Max
Output conversion efficiency	98% Max
Operating voltage range	18V-55V
Maximum output voltage	55V
Maximum output current per channel	28
Maximum input short-circuit protection current (transient) per channel	90A
General parameters	
Product dimensions	Control module (with battery):480x230x275mm Battery: 480x230x230mm
Packaging dimensions	520mmx270mmx310mm
Net weight	20kg
Maximum number of external parallel	3 PCS
slave battery packs	2.048kWh
Capacity of a single slave battery pack	0°C-55°C
Charging operating temperature	-20°C-60°C
Discharging operating temperature	+
Protection grade	IP65
Communication mode	WIFI
Heat dissipation mode	natural cooling

PTPM SOC Power Manager



Product Introduction

PTPM SOC power manager is a device to manage the output load of inverter through several different routes, the power manager works with SUG lithium battery, it can on/off the certain routes of AC output basing on specific SOC of the lithium battery.

Product Parameters

Item	Route 1	Route 2	Route 3
AC Input			
Max input power	10kW		
Frequency	50/60Hz		
Input voltage	220VAC±10%		
AC Output			
Max power in total	10kW		
Disconnect SOC (default value)	40%	20%	10%
Reconnect SOC default value	60%	40%	30%
Settable SOC range	0%-99% settable		
Output voltage	220VAC±3%		
Others			
Protection	Overload, low voltage		
Communication	CAN		
Other optional	Bluetooth/Wifi(TBD)		

PTBP Industrial & Commercial High Voltage Storage System

30kW+60kWh/50kW+100kWh/100kW+215kWh



BMS protection



High power output



Industrial and commercial energy storage



Intelligent communication

Product function

- ◎ This energy storage cabinet is 60-215kWh class system, using fan/air-conditioner/liquid cooled lithium iron phosphate battery pack.
- ◎ Two-layer BMS battery management system, a comprehensive digital LCD display, you can easily view and manage on the spot.
- ◎ Industrial and commercial enterprises, data centers, industrial parks, commercial buildings, large industries, mobile device energy storage, platform expansion, power quality management, etc.
- ◎ This storage cabinet is equipped with a 30/50/100kW hybrid inverter, a multifunctional inverter that combines solar charge and grid charging.
- ◎ The energy storage cabinet is designed in the form of outdoor cabinet, with IP54 protection grade and highly integrated design.
- ◎ The cabinet is integrated with auxiliary components such as air-conditioner, liquid cooling system, lighting, power distribution, fire fighting, and environmental event disposal as optional.

Application scenario

- ◎ Industrial and commercial enterprises, data centers, industrial parks
- ◎ Commercial buildings, large industries, mobile device energy storage
- ◎ Platform expansion, power quality management, etc

PTBP Industrial & Commercial High Voltage Storage System

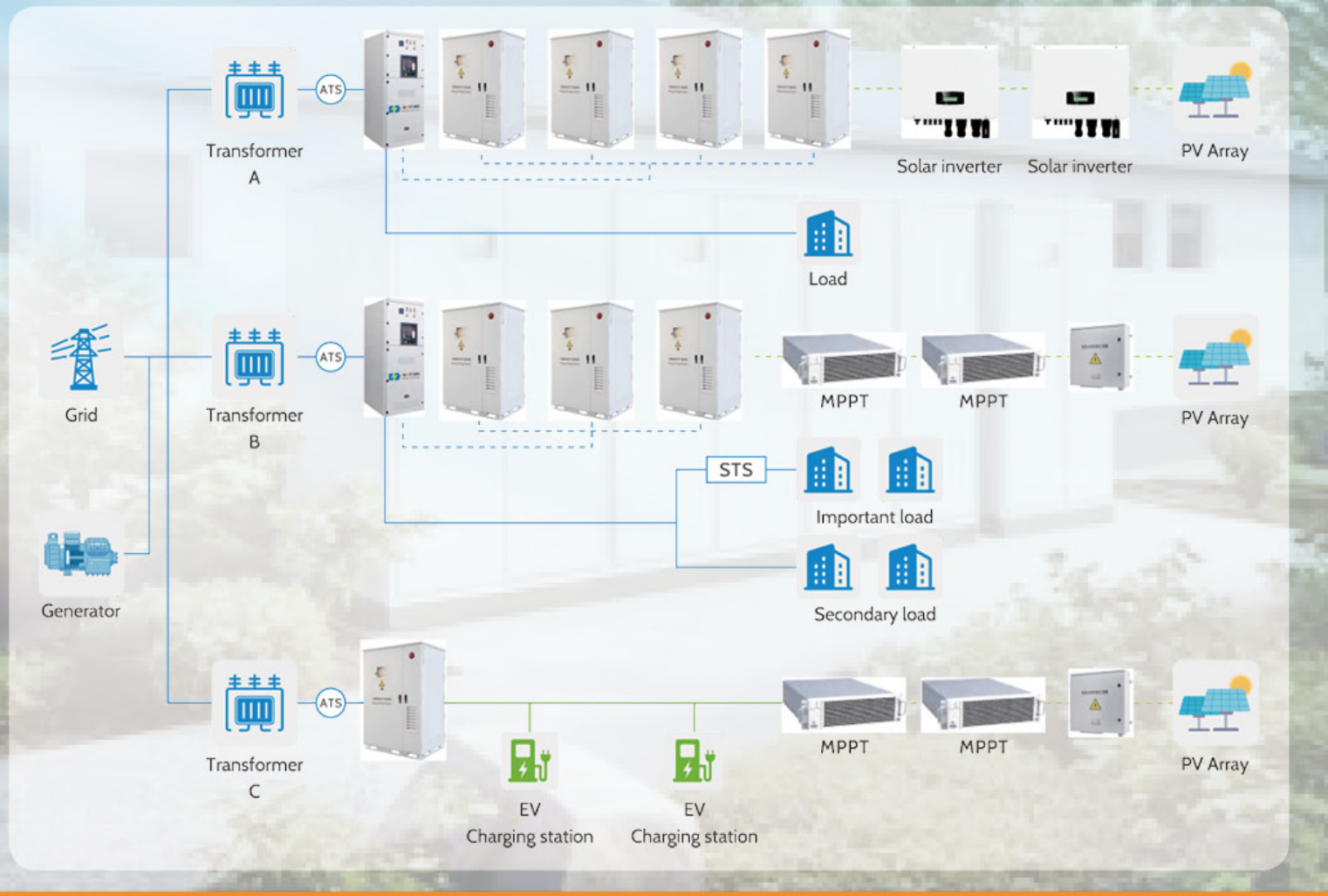
30kW+60kWh/50kW+100kWh/100kW+215kWh

Product Parameters

Model	PTBP-30000	PTBP-50000	PTBP-100000
AC Output Specification			
Rated AC Input/ Output Active Power(W)	30000W	50000W	100000W
Peak Power(off grid)	1.5 time of rated power,10S		
AC Output Rated Current(A)	45.6A	75.8A	151.6A
Max.AC Current(A)	60A	83.3A	166.6A
Output Frequency and Voltage	50/60Hz:3 L/N/PE 220/380,230/400Vac		
Grid Type	Three Phase		
Total Harmonic Distortion(THD)	<3% (of nominal power)		
PV Input Specification			
Max. PV Input Power(W)	39000W	65000W	100000W
Max. PV Input Voltage (V)	1000V		650V
MPPT Range(V)	150-850V		260-650V
Start-up Voltage(V)	260V		
Full Load MPPT Voltage Range(V)	360-850V	450-850V	500-650V
Rated PV Input Voltage (V)	600V		
PV Input Current(A)	36+36+36	600V	50A+50A+50A+50A
Max.PV Isc(A)	55+55+55	36+36+36+36	60A+60A+60A+60A
No.of MPPT Trackers	3	55+55+55+55	4
No.of Strings per MPPT Tracker	2		1
Battery Specification			
Spec Of Each Module	LFP102.4V100AH 10.24kWh	LFP 51.2V 200AH 10.24kWh	LFP 51.2V 280Ah 14.3kWh
Module Number	6	10	15
Battery System Capacity	61.44kWh	102.4kWh	215kWh
Battery Voltage Range	537.6V-691.2V	432V-576V	600V-876V
Basic Parameter			
Product size (mm)	1170*1031*1635mm	1320*1131*1873mm	1635*1200*2266mm
Package size(mm)	1280*1140*1800mm	1430*1240*2040mm	1700*1250*2356mm
NW. (Kg)	900kg	1280kg	2620kg
GW.(kg)	1130kg	1530kg	2635kg
Cooling Mode	Fan cooling, Air-conditioner cooling and Liquid cooling optional		
Class Of Protection	IP54		

Grid Based System Solution

Gird+ Solar+ ESS+



Firstier brand, Quality assurance, Safety & reliability **EVE** **K9000P** **Envicool**

Flexible deployment, Parallel expansion, independent operation on/off grid

Smart energy management, Refined management of all batteries

Active and passive dual fire warning, PACK & Full container fire protection

PV, ESS, Generator and mains power strategy fully automatic intelligent operation

The grid construction system can connect different power generation equipment, ESS equipment, PV equipment, and load equipment to meet the needs of isolated island PV storage projects, microgrids and various electrical energy projects. The grid construction system can effectively improve the short-circuit capacity and lack of rotational inertia of the power system. The system mainly consists of industrial and commercial energy storage systems, solar inverters/MPPT modules, intelligent control cabinets, STS, EMS, and electrical safety auxiliary systems.

Diversified applications in urban power distribution, desert power stations, microgrids, charging stations, emergency backup power stations, communication base stations, and other projects.

Grid Based System Solution

Gird+ Solar+ ESS+

Energy storage system parameters	Standard single device	MAX. system configuration
ESS specifications	100kW/215kWh	2.5MW/5MWh
ESS Battery DC voltage	768VDC	1331.2VDC
ESS Battery voltage range	636-846VDC	1040-1500VDC
Cell type	LFP 3.2V/280Ah	LFP 3.2V/314Ah
Single PACK configuration	51.2V280Ah/1P16S	332.8V314Ah/1P104S
Number of system PACKs	15PCS	48PCS
Total system power consumption	240S1P/215kWh	416S12P/5015.9kWh
PCS Power	100kW	5PCS*500kW
Charge discharge rate	≥0.5C	
Discharge depth & Battery life	90%DOD>6000Times(0.5C@25°C)Energy retention rate>80%	
Thermal management method	Intelligent air cooling	
Fire Protection Plan	PACK aerosol /Cabinet aerosol+Perfluorohexane	
Communication method	CAN/Eth/RS485(4G Optional)	
Operating mode	On/off grid	
Photovoltaic parameters(photovoltaic inverters or MPPT modules)		
MAX. input power of PV	100kW	
MPPT voltage range	200-1000v DC	
MAX.PV access voltage	1100vDC	
Rated input voltage	620VDC	
Open circuit voltage	200vDC	
PV access	6/12 Ways	
PV input current	6*38A	
AC Side parameters		
Rated power	100-2500kW	
Rated grid voltage	380VAC	
Rated grid frequency	50/60Hz±5Hz	
Access method	Communication bottom inlet/3phase/3L+N+PE	
System usage parameters		
Temperature for use	0°C-+50°C	
Environmental humidity for use	0-95%CCRH	
Storage temperature	-20°C-+60°C	
Working altitude	2000m (>2000m Reduced usage)	

PTBP Industrial & Commercial High Voltage Storage System

30kW+60kWh/50kW+100kWh/100kW+215kWh



Firstier brand, Quality assurance, Safety & reliability **EVE** **K9000P** **Envicool**

Flexible deployment, Parallel expansion, independent operation on/off grid

Smart energy management, Refined management of all batteries

Active and passive dual fire warning, PACK & Full container fire protection

PV, ESS, Generator and mains power strategy fully automatic intelligent operation

PV&ESS All in one system is an integrated PV storage device designed to meet the needs of ESS and PV storage distribution. The equipment has energy-saving, high energy density, fast access to and/or off grid photovoltaics, strong environmental adaptability, small space occupation, and particularly outstanding performance in distribution and storage. The integrated light storage machine consists of a cabinet, air-cooled air conditioning, inverter, BMS, Battery cluster, inverter, transformer, and load. It is suitable for various industrial storage projects and off-grid integrated projects.





PTBP Industrial & Commercial High Voltage Storage System

30kW+60kWh/50kW+100kWh/100kW+215kWh

System specifications	20kW/51.2kWh	30kW/61.44kWh	50kW/107kWh
System battery DC voltage	512v	614V	716V
Battery voltage range	432-576VDC	490-690VDC	582-806VDC
Cell type	LFP 3.2V/100Ah	LFP 3.2V/100Ah	LFP 3.2V/150Ah
Single PACK configuration	102.4V100Ah/10.24kWh	102.4V100Ah/10.24kWh	102.4V150Ah/15.36kWh
Number of system PACKs	5PCS	6PCS	7PCS
Total system capacity	51.2kWh	61.44kWh	107kWh
Rated power of inverter	20kw	30kW	50kW
MAX. PV input power	26kW	39kW	65kW
Charge discharge rate	≥0.5C	>0.5C	>0.5C
Thermal management method	Intelligent air cooling		
Discharge depth & Battery life	90% DOD > 6000 Times (0.5°C, 25°C) Energy retention rate > 80%		
Fire Protection Plan	PACK aerosol / Cabinet aerosol		
Rated grid voltage	380VAC (3L+N+PE)		
Rated grid frequency	50/60Hz ± 5Hz		
Communication method	CAN/RS485/WiFi (4G Optional)		
Operating mode	On/off grid		
Access method	Communication bottom inlet / 3 phase / 3L+N+PE		
Temperature for use	0°C - +50°C		
Environmental humidity for use	0-95%RH		
storage temperature	-20°C - +60°C		
Working altitude	2000m (>2000m Reduced usage)		
protection grade	IP54		
Product size	1100*1260*1525mm	1100*1260*1725mm	1255*1445*1960mm
Product weight	1100kg	1250kg	2100kg

Air Cooled Energy Storage System

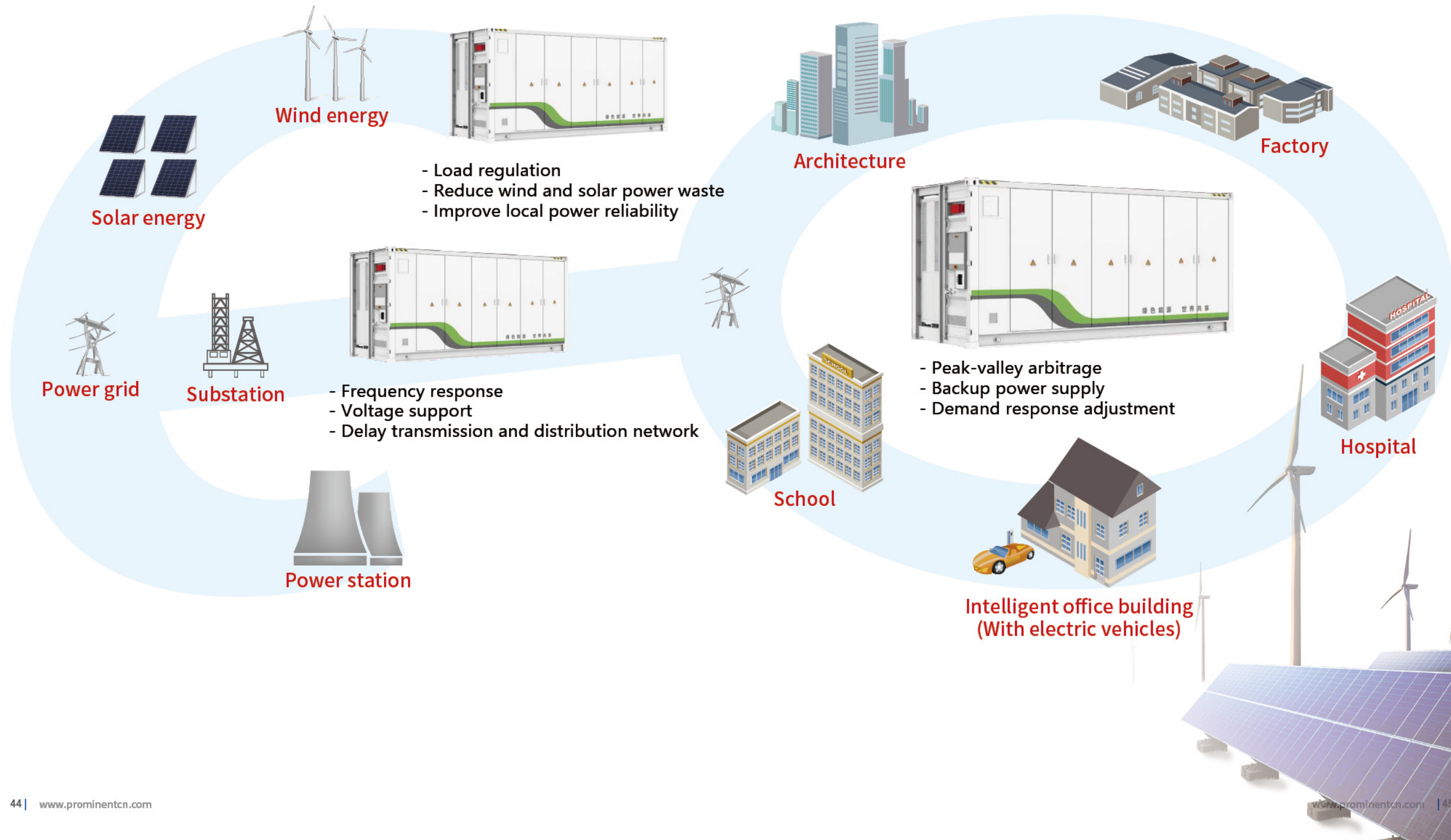


-  Flexible deployment, Parallel expansion, independent operation on/off grid
-  Smart energy management, Refined management of all batteries
-  Active and passive dual fire warning, PACK & Full container fire protection
-  PV, ESS, and mains power strategy fully automatic intelligent operation

The integrated system solution meets the requirements of photovoltaic distribution and storage, grid connected / off grid photovoltaic storage, and other different projects. Featuring high efficiency and energy conservation, high energy density, and small installation space, it is composed of industrial and commercial energy storage systems, inverters, intelligent control cabinets, EMS, and electrical safety auxiliary systems.

Air Cooled Energy Storage System

ESS specifications	100kW/215kWh
ESS Battery DC voltage	768VDC
ESS Battery voltage range	636-846VDC
CEll type	LFP 3.2V/280Ah
Single PACK configuration	51.2V280Ah/1P16S
Number of system PACKs	15PCS
Total system power consumption	240S1P/215kWh
PCS power	100kW
Charge discharge rate	>0.5C
Discharge depth & Battery life	90%DOD>6000 Times(0.5C@25°C)Energy retention rate>80%
Thermal management method	Intel ligent air cooling
Fire Protection Plan	PACK aerosol/Cabinet aerosol+Perfluorohexane
Communication method	CAN/Eth/RS485(4G Optional)
Operating mode	On/off grid
Rated power	100kW
Rated grid voltage	380VAC
Rated grid frequency	50/60Hz±5Hz
Access method	Communication bottom inlet/3phase/3L+N+PE
NO.of grid connected ESS	15 PCS
Temperature for use	0°C-+50°C
Environmental humidity for use	0-95%CRH
Storage temperature	-20°C-+60°C
Working altitude	2000m (>2000m Reduced usage)
Protection grade	IP54
Product size	1550*1295*2186mm
Product weight	2800kg



PTSES-5015kWh

Prominent Power 5MWh Liquid-Cooled Battery Container high yield over life cycle



Product Features

- ◎ 5 MWh system in a 20-ft standard container design; compared with products of the same scale, the system energy density is increased by 35%.
- ◎ Compatible with 28C - 345 Ah battery cells.
- ◎ Patented borderless liquid cooling plate design, improving pack assembly efficiency by 6.7%.
- ◎ Low flow resistance, high flow rate, narrow range, pack temperature difference < 1.5°C
- ◎ Pack-level small particle cooling control, system temperature difference < 2°C
- ◎ New insulation thermal design improves heat exchange efficiency by 10%
- ◎ 5700 V full-system insulation with 12 levels of electrical protection.
- ◎ Five-category risk management framework with patented operational control strategy.
- ◎ Zone 4 seismic rating with 43-ton full-load lifting capability.
- ◎ Dual fire suppression system (water & gas) with pack-level fire protection

PTSES-5015kWh

Prominent Power 5MWh Liquid-Cooled Battery Container high yield over life cycle

Systematic name	CPS ES-5015KWH
Battery parameters	
Cell type	LFP 314Ah
System battery configuration	1P416S
Battery capacity	5016kWh
Rated voltage	1331.2V
Voltage range	1164.8~1497.6V
System parameter	
Levels of protection	IP54
Cooling-down method	Liquid cooling
Extinguishing and protection	Temperature and smoke detectors, combustible gas detectors, aerosols, perfluorohexanone, water-based fire extinguishing options available
Temperature range	-25°C~50°C
Highest altitude	≤2000m
Humidity range	0~95% No condensation
Dimensions (length × width × depth)	6058x2896x2438mm
Weight	43T
Communication interface	RS485/Ethernet/CAN
Protocol	Modbus RTU/Modbus TCP/CAN
Accessory power supply	3P+N 400Vac/50kVA